

How an audio loop works with hearing aids or cochlear implants

Audio loops emit a silent electromagnetic signal that is received by telecoils in most styles of hearing aids and cochlear implants where it is turned back into sound by the devices' digital circuitry and sent on to the auditory nerve.



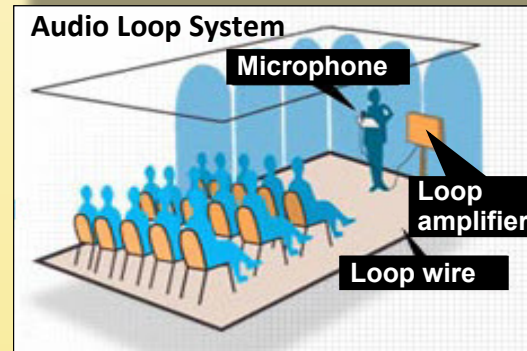
Benefits of an audio loop

- ✓ Easy to use
- ✓ Great sound
- ✓ No headset needed
- ✓ Serves 1 or 100
- ✓ Simple to install
- ✓ Low cost to no cost
- ✓ Eliminates much of the background noise
- ✓ Easily understand more of the words all of the time!

Full details inside

Venues where you may find audio loops installed

- ✓ Places of worship
- ✓ Meeting rooms
- ✓ "Live" theaters
- ✓ Transportation centers



Loops Are Invisible



Hear what you've been missing



An initiative of the Albuquerque Chapter
Hearing Loss Association of America
P.O. Box 36792 • Albuquerque, NM 87176

ADDRESS SERVICE REQUESTED

HEAR BETTER HEAR MORE



In Your Home




In Your House of Worship



In Classes



In Meetings



HERE'S EVERYTHING YOU SHOULD KNOW ABOUT AUDIO LOOPS AND TELECOILS

For your home, office, place of worship, classroom, meeting room and many other applications


Audio loops work with the telecoils in hearing aids and CIs

An audio loop and telecoils allow hearing aids and cochlear implants (CIs) to receive sound directly from its source. Sound is sent from a microphone or electronic sound device such as a TV or even an iPod to a small wire (a loop).

That wire is looped around the seating area of your living room, place of worship or office space. The wire is usually hidden under the carpet, under the mop board, behind the wall, in the attic or in some other unseen location.

The loop transmits the sound as an electromagnetic signal that is received by the telecoils and your hearing aids turn it back into sound. A telecoil (pictured here) is inside most hearing aids just waiting to give you clear sound. All telecoil equipped hearing aids **with a manual control** will work with

an audio loop. Just turn on the telecoils and you're **in the loop!**



Is there such a thing as a small portable loop I can use?

Yes - small portable audio loops are great for use at restaurant tables, for card games, and for anywhere you would like to have sound clearer than your hearing aids alone can provide. Portable loops run on batteries, are lightweight and come in sizes as small as a clipboard so they can be easily carried.



Neck loops are another option. They can be attached to a cellular phone to hear the

caller in both ears and talk hands free. Neck loops also work with many other electronic devices to transmit sound directly to the telecoils in hearing aids and cochlear implants.

Special neck loops are also made to interface with FM and Infra Red sound systems.

How can I get an audio loop installed?

A number of community-serving companies sell and install audio loop systems.

If you are willing to do some of the work yourself such as stapling the wire to the wall, tucking it under the carpet or mop board or behind molding, you can reduce the cost. Some home loops have even been installed in the attic or in the crawl space under the house.

Audio loop vendors are eager to work with you to keep your cost as low as possible and help you find the best solution for your particular needs. Check our web site for a list of vendors and installers.



How do I get more Audio Loop information?

Loop New Mexico is a free service to the hard of hearing community and to the organizations that serve it.

Please take a look at the **Loop New Mexico** web site to learn more about the value of Audio Loops:

www.HLAAbq.com/LoopNM.html

Another great source of information is:

www.hearingloop.org

Something else:

This symbol will tell you that a room is looped. If you see the symbol you should turn on your telecoils.



If you don't see the symbol and want to, contact us at: **LoopNM@gmail.com**, or call **1-505-401-4195**.

Loop New Mexico is an initiative of the
Hearing Loss Association of America
Albuquerque Chapter